




ESP Quick Tip #60: Theme versus Template

2023-06-12 - Jennifer M - ESP Quick Tips


Within ESP Presentations, there are themes and templates. A theme provides the background image and font settings for the presentation and can be shared with other ESP users in your company.

Create Theme ✕

Name * 


Custom Theme

Font Helvetica

Text Color 


Manage Images

Please upload and assign an image to a page layout.



[Remove Image](#)

- Cover Page
- Introduction Page
- Product Page
- Contact Page
- Closing Page





+
Add Image


Landscape (1600px By 1200px)

Visible to

Everyone

Only the Record Creator 

Teams or Individuals 

[Cancel](#) [Save](#) 

Saved templates are proprietary to the individual user and contain the theme for all pages, header, footer, layout, and fields.

Save Template



Save these settings and create a Template you can use at any time

Template Name

Custom Template

Theme Custom Theme

Products Per Page 2

Header Layout

Contact right

Field Labels 10

Footer Layout


Logo left, Text Center, Page Numbers Right

Cover Page: On

Contact Page: On

Introduction Page: Our Conversation Introduction

Closer Page: My Closer Page



Cancel

Save

For more information on creating custom themes and templates, please review the [Creating a Custom Template](#) article.