



What's New in ESP

2020-07-24 - Jennifer M - What's New in ESP

ESP Web and Websites Updates

- ["ALL" Markets Option When Searching](#)
- [Enhanced Published Presentation Pages](#)
- [New Websites Templates Available](#)
- [Ability to Remove "New" Flag](#)

ESP Orders and CRM Updates

- [Ability to Remove Selected Imprint Location](#)
 - [QuickBooks Online Integration Improvements](#)
 - [Related Links Shown First when Adding a Task to an Order](#)
 - [Vendor Notes on Service Line Items](#)
-

"ALL" Markets Option When Searching

When using the Advanced Search in ESP Web, the ability to search in both the US and Canadian markets simultaneously is now available via the "ALL" option.



After doing a search within "ALL" markets, an option will appear in guided navigation to select a specific market, if desired.

10,264 results
from 616 Suppliers

Search within

You've selected [Clear All](#) | [Save](#)

Category
MUGS & STEINS [Remove](#)

Quantity

Category

Price

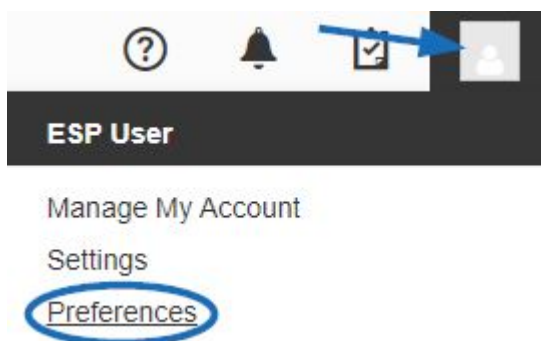
Market

USA	9,439
Canada	3,321

Supplier

Supplier Rating

Additionally, the markets can be set to "ALL" as a default using the Preferences area. Click on the avatar and then click on the Preferences link.



In the View tab of the Preferences window, there is a section where the default Market can be chosen. Select "All Products, Suppliers, and Decorators" and then click on the Save button.

Choose the default Market

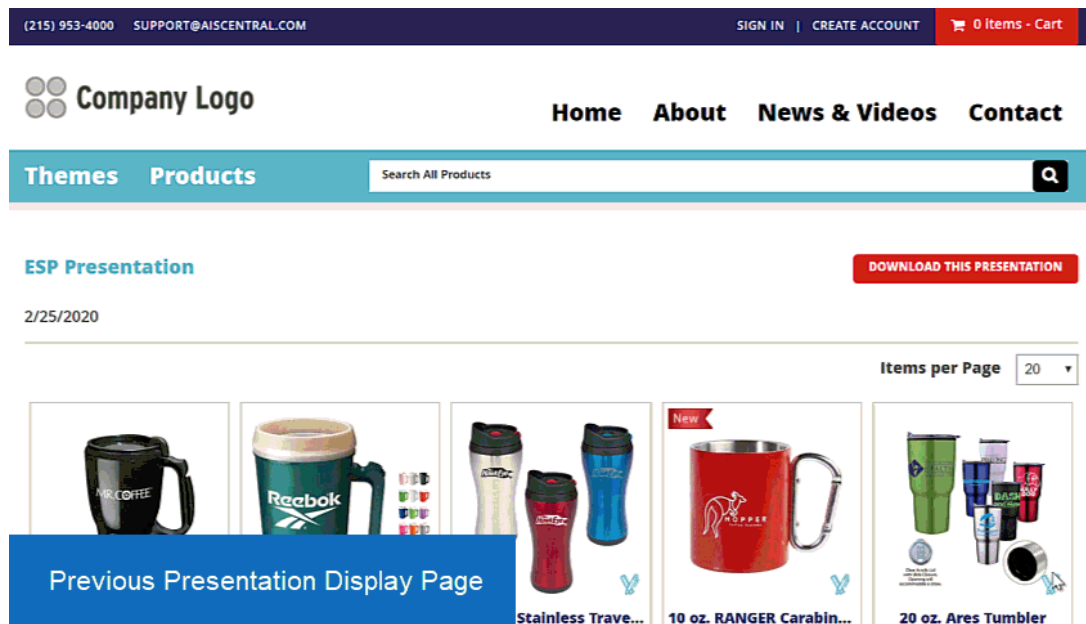
View Products, Suppliers and Decorators by which country they ship to

- ☒ All Products, Suppliers and Decorators
- ☐ USA
- ☐ Canada

[Return to Top](#)

Enhanced Published Presentation Page

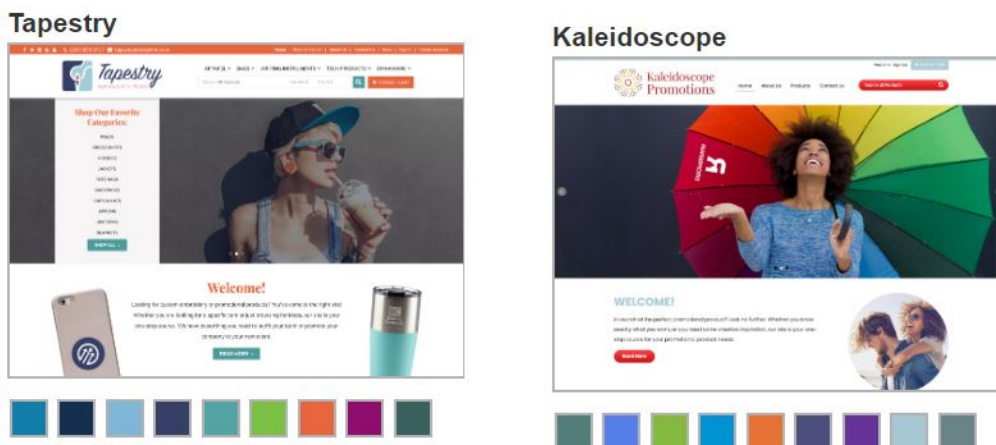
When a presentation is published to an ESP Website or Company Store, the products and pricing are displayed with a sleek, clean design and new slideshow ability.



[Return to Top](#)

New Websites Templates Available

There are two new ESP Website templates available, one for distributors (Tapestry) and one for suppliers (Kaleidoscope). These templates will be available for selection in the Edit Website Design - Template and Colors section of the ESP Websites Admin.



[Return to Top](#)

Ability to Remove "New" Flag

This capability is available to both distributors and suppliers who are creating products.

- For suppliers: When adding a product to ESP or copying an existing one, because the item is new to ESP, it will be displayed with the "New" flag.
- For distributors: When creating custom products and copy an existing supplier product, because the product is new to the distributor's company the system considers it a new product by default and adds the "New" flag.



When editing a product, the checkbox for the "New" flag is located in the Basic Details tab.

A screenshot of a product editing form. The 'New' checkbox is checked and circled in blue. Next to it is the 'Product Confirmed through' date field set to '02/25/2021'. Below these fields is a section titled 'Company, Line & Brand Name'.

It is important to note that this action cannot be undone. If the new box is unchecked, a warning will be displayed.

A screenshot of a warning dialog box titled 'Uncheck New Flag'. The text inside asks: 'Are you sure you wish to uncheck the new product flag? This product will no longer be considered new and this action cannot be undone. Do you wish to continue?'. At the bottom right are 'Cancel' and 'OK' buttons.

After clicking on "OK", saving the item, and making it active, the "New" flag will be removed from the product listing.

[Return to Top](#)

Ability to Remove Selected Imprint Location

When configuring the decoration options for a product, distributors are now able to clear their imprint location selections using the "X" in the imprint location dropdown.

Configuration

Decoration


Instructions

Shipping?

Sales Tax

Imprint Location #1

Each side



Each side

The "X" is available when configuring a product for order and also when editing the decoration information within the order.

[Return to Top](#)


QuickBooks Online Integration Improvements

The integration between ESP and QuickBooks Online has been enhanced for increased connectivity between the two applications. Additionally, admins will be notified one week prior to a QuickBooks Online authentication expiration and are able to control the integration settings to re-authenticate their account.

[Return to Top](#)

Related Links Shown First when Adding a Task to an Order

When adding a task to an order and linking it, any companies or customers associated directly within that order will be listed first in the Related section. After creating a new task, the option to link to a company or contact will be available by clicking on the Additional Information link. Then, use the Add a New Link dropdown to view the Related options first, followed by all available companies and contacts within the CRM.

Task Name *	Category
Order Status Follow Up with Suppli... ▼	Follow Up ▼
Assigned To	Due Date
ESP User (Me) ▼	<input type="text"/> 

[Additional Information](#)

Links

Add New Link	<input type="text" value="Enter or Select Link"/>
Visibility	<div> <div>Private</div> <div> Related <ul style="list-style-type: none"> ABC Company ASI Decoration Comp... ASI Supplier Company </div> </div>
Description	<div> <div></div> <div> From CRM <ul style="list-style-type: none"> ABC Promotions </div> </div>

[Return to Top](#)

Vendor Notes on Service Line Items

When creating an order and adding service line items from the supplier, such as freight or shipping, distributors will now have the option to enter notes for the vendor which will appear on the purchase order.

To do this, use the dropdown to select the type of service.

<input type="text" value="Add Product"/> ▼	<input type="text" value="Add Service"/> ▼	<input type="text" value="Add Title"/>
<div> <div>Freight</div> <div>Shipping & Handling</div> <div>Service Charge</div> </div>		

Then, enter the information in the Vendor Notes box. If desired, the distributor can select the "Visible" checkbox to make these notes appear on customer facing documents (such as

quotes and/or invoices) as well. Click on Save when finished.

Add Service ✕

Title	Type
Free Shipping Promo	Shipping ▼
Vendor	Vendor Notes ← <input type="checkbox"/> Visible
ASI Supplier Company ✕ ▼	Coupon code: <u>FS2020</u>

The notes for the service line item will now be included on the supplier facing order documentation, as well as on customer facing sales documents if the Visible checkbox was marked.

ASI Tech Training
4800 Street RD
Feasterville Trevose, PA 19053
US
support@asicentral.com

Purchase Order #	1002
Total (USD):	\$400.00

Sales Person
ESP User
ASI Supplier Company

Order Date
02/25/2020

Ship To
ABC Company
4800 Street Road
Trevose, PA 19053
United States

Free Shipping Promo

	Quantity	Cost	Total
	1	\$0.00	\$0.00

Vendor Notes: ←
Coupon code: FS2020.

Ceramic Mug

Product #: ABC123



Generic ceramic mug, great for all occasions.

	Quantity	Cost	Total Cost
12 oz - Black	100	\$4.00	\$400.00

[Return to Top](#)