




ESP Quick Tip #60: Theme versus Template


2023-06-12 - Jennifer M - ESP Quick Tips

Within ESP Presentations, there are themes and templates. A theme provides the background image and font settings for the presentation and can be shared with other ESP users in your company.

Create Theme ✕


Name *  **Font** **Text Color**

Manage Images
Please upload and assign an image to a page layout.



[Remove Image](#)

- Cover Page
- Introduction Page
- Product Page
- Contact Page
- Closing Page





+
Add Image


Landscape (1600px By 1200px)

Visible to

Everyone

Only the Record Creator 

Teams or Individuals 



Saved templates are proprietary to the individual user and contain the theme for all pages, header, footer, layout, and fields.

Save Template



Save these settings and create a Template you can use at any time

Template Name

Custom Template 

Theme Custom Theme

Products Per Page 2

Header Layout

Contact right

Field Labels 10

Footer Layout


Logo left, Text Center, Page Numbers Right

Cover Page: On

Contact Page: On

Introduction Page: Our Conversation Introduction

Closer Page: My Closer Page



Cancel 

Save

For more information on creating custom themes and templates, please review the [Creating a Custom Template](#) article.