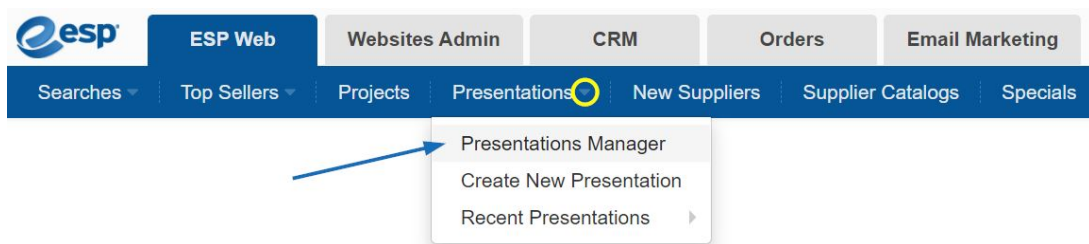




ESP Quick Tip #15: View a Shared ESP Presentation

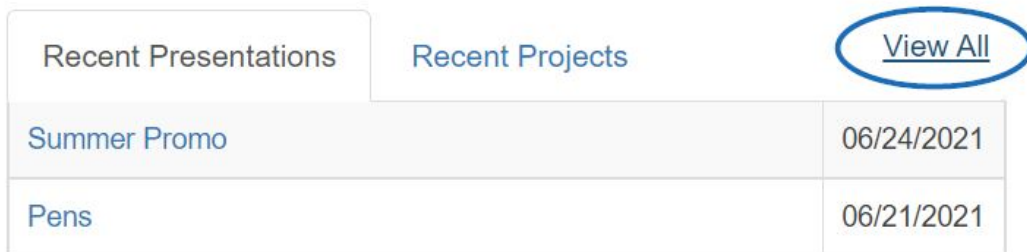
2021-07-15 - Jennifer M - ESP Quick Tips

ESP Presentations that have had their visibility set to "Everyone" are known as shared presentations and can be accessed by all ESP users within your company. To view a shared presentation, log into ESP Web, expand the Presentations option using the arrow, and click on Presentations Manager.

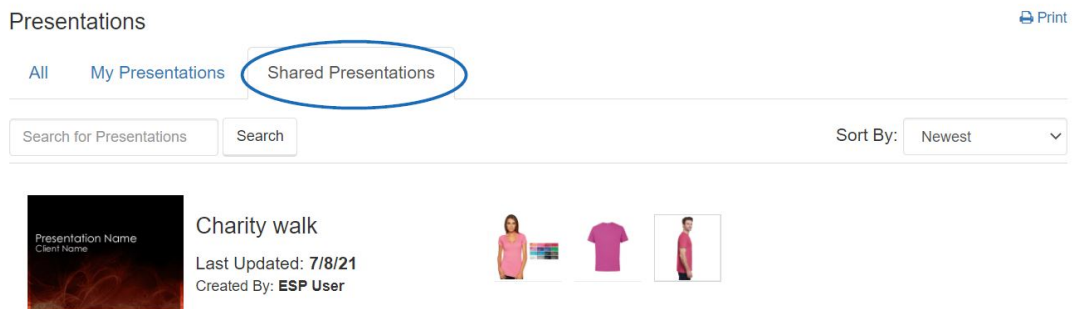


Then, in the Presentation Manager, click the "View All" link.

Presentations Manager



Lastly, click the Shared Presentations tab.



At this point, hovering on the presentation will enable you to delete, download, edit, copy, or share.



Presentation Name

Client Name

Charity walk

Last Updated: 7/8/21

Created By: **ESP User**



Delete 

Download

Edit

Copy

Share