



ESP Quick Tip #60: Theme versus Template

2023-06-12 - Jennifer M - ESP Quick Tips


Within ESP Presentations, there are themes and templates. A theme provides the background image and font settings for the presentation and can be shared with other ESP users in your company.

Create Theme

Name * Font Text Color


Manage Images

Please upload and assign an image to a page layout.



Remove Image

- Cover Page
- Introduction Page
- Product Page
- Contact Page
- Closing Page



Add Image

Landscape (1600px By 1200px)

Visible to

- Everyone
- Only the Record Creator ?
- Teams or Individuals ?

Saved templates are proprietary to the individual user and contain the theme for all pages, header, footer, layout, and fields.

Save Template



Save these settings and create a Template you can use at any time

Template Name

Custom Template 

Theme Custom Theme

Products Per Page 2

Header Layout

Contact right

Field Labels 10

Footer Layout


Logo left, Text Center, Page Numbers Right

Cover Page: On

Contact Page: On

Introduction Page: Our Conversation Introduction

Closer Page: My Closer Page



Cancel 

Save

For more information on creating custom themes and templates, please review the [Creating a Custom Template](#) article.