




## ESP Quick Tip #60: Theme versus Template

2023-06-12 - Jennifer M - ESP Quick Tips


Within ESP Presentations, there are themes and templates. A theme provides the background image and font settings for the presentation and can be shared with other ESP users in your company.

### Create Theme ✕

**Name \*** 

Custom Theme


**Font** Helvetica

**Text Color** 

---


### Manage Images

Please upload and assign an image to a page layout.



[Remove Image](#)

- Cover Page
- Introduction Page
- Product Page
- Contact Page
- Closing Page





+  
Add Image

**Landscape (1600px By 1200px)**


**Visible to**

Everyone

Only the Record Creator 

Teams or Individuals 

---

[Cancel](#) [Save](#) 

Saved templates are proprietary to the individual user and contain the theme for all pages, header, footer, layout, and fields.

## Save Template



Save these settings and create a Template you can use at any time

### Template Name

Custom Template

**Theme** Custom Theme

**Products Per Page** 2

**Header Layout**

Contact right

**Field Labels** 10

**Footer Layout**


Logo left, Text Center, Page Numbers Right

**Cover Page:** On

**Contact Page:** On

**Introduction Page:** Our Conversation Introduction

**Closer Page:** My Closer Page



Cancel

Save

For more information on creating custom themes and templates, please review the [Creating a Custom Template](#) article.