



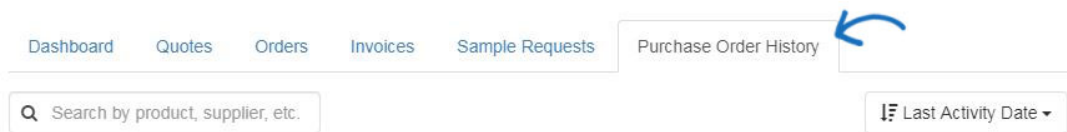
Purchase Order History

Wendy Dujmovic - 2019-06-10 - Manage Orders

All purchase orders sent from ESP Orders will be available in the Purchase Order History section.

From the ESP Orders homepage, click on the Purchase Order History tab.

Purchase Order History



Each purchase order will be displayed with the available information. All purchase order listings will contain the following information:

- Purchase order number
- Sent date
- Sales representative
- Supplier name and ASI number (if applicable)
- Thumbnail image with product name and number
- Quantity

Each listing will also contain three options:



- View button: This will open the purchase order in a new tab.
- Request Status: This will open an email form which can be sent to the supplier.
- Add Vendor Reference: This option enables the distributor to update the order status.

Purchase Order #1234567		ESP, Training Company	View
Sent 6/10/19 By <u>ESP User</u>		asi/55555	
	T-shirt Product #: 123	QTY 7	
Request Status + Add Vendor Reference			

Purchase order listings may also contain:

- In-Hands Date
- Share purchase order status option

- Additional thumbnail images if multiple products are included in the purchase order
- Vendor order number
- Expected ship date
- Expected delivery date
- Status and status updated date

Purchase Order #123456 Sent 6/1/19 By ESP User		ASI Supplier Company asi/12345		In Hands 6/24/19	 View
	Ceramic Mug Product #: ABC123	QTY 24		Ceramic Mug Product #: ABC456	QTY 24
Vendor Order #	Expected Ship Date	Expected Delivery Date	Status		
54321	6/19/19	6/21/19	<div style="background-color: #e67e22; color: white; padding: 2px 5px; display: inline-block;">Order Confirmed</div>		
			Status Updated 6/10/19		
Request Status Add Vendor Reference					

The Request Status button will send an email to the supplier requesting an update on the status of the purchase order. You will be able to edit the information within this email prior to sending.

Share Purchase Order ✕

To *

CC

BCC

Reply-To
espuser@asicompany.com

Subject *

Message

Hello ASI Supplier Company,

Included is a Purchase Order. Please confirm that you have received this Order. Please note that we have indicated all net costs on this Purchase Order. If the prices listed on this PO are not correct or an item is not available, please advise us immediately.

Please "Reply All" to this email to ensure everyone is kept in the loop.

Sincerely,
ESP User
800-546-1350
espuser@asicompany.com

Attach PDF

The Add Vendor Reference button opens a window where you can add a vendor order number, status, expected ship date and expected delivery date. After you have entered the pertinent information, click on the Save button.

E-Comm Connected Suppliers are able to update the status of an order directly through ESP

Orders. Distributors can also use these statuses.

Add Vendor Order [Close]

Vendor Order #

Order Status **Order Received** ▾

Expected Ship Date [Calendar]

Expected Delivery Date [Calendar]

Comments

Searching and Sorting Purchase Orders

Use the Search bar to locate a purchase order by entering the purchase order number, supplier name or supplier ASI. As you type, matching results will appear.

You are able to sort purchase orders by the Last Activity Date or the PO sent date using the button above the purchase order listings.



There are also filter options available which enable you to view purchase orders that contains only the option you selected. You are able to filter by status, date (order date or in hand date), vendor, customer, and/or sales rep.