



Viewing Search Results

Tamika C - 2019-09-10 - Searching

After completing a search in ESP, product results are displayed in the List view, but you are also able to switch to the Grid view, Image view, or choose to customize the search results. You are also able to sort and narrow your results in these views. In addition, you can also use the Quick views for a snapshot of product information as well as see all available product specs along with supplier information in the Detail view.

Sorting & Narrowing Product Results

Sort Search Results

Use the Sort By dropdown in the List, Grid, or Image view to choose how your product results are displayed.



In addition to Default, the available options in the Sort By dropdown are:

Cost: Low to High	Supplier Name	Product Name	Price: Low to High
Cost: High to Low	Supplier Rating	Product Number	Price: High to Low
Preferred Rank	Canadian Pricing	Confirmed Product	Profit
ASI Number	Canadian Suppliers	New Product	Recently Updated

Narrowing Search Results

After you have done a search, you can narrow your results down even further. From the results page, there is a section on the left to narrow your search results using "Guided Navigation".

The top five options within a topic of the available attributes for the products within the search results will be displayed. To see more than the top five in the list, you can click on the "+ See More" link in the bottom right.

Clicking on an option within topic will open the subset of the field below it when applicable. For example, click on shades of a color will open more specific options.

Click on a type of blue to narrow your products down to that specific shade. Rather than trying to match what the supplier listed (navy, navy blue, dark navy blue); you have access to all the products in that color field through a few clicks!

Note: When selecting any "narrowing result" criteria, the actual numbers of items that will display are shown in parenthesis.

22,463 results
from 833 Suppliers

Search within [Go](#)

You've selected [Clear All](#) | [Save](#)

mugs [Remove](#)

Quantity [Apply](#)

Category

Price

Supplier

Preferred Rank

Linename

Color

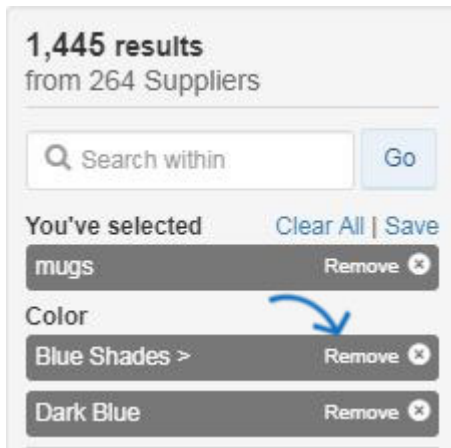
- Blue Shades 9,611
- Black Shades 8,625
- White Shades 7,961
- Red Shades 7,699
- Green Shades 6,830

[+ See More](#)

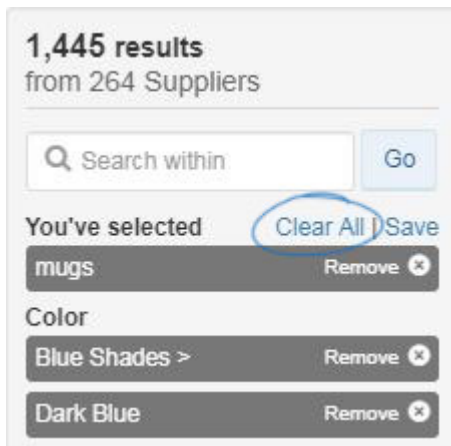
Material

Size

If you find that you have narrowed the criteria too deeply, you are able to remove some of your search by unchecking it in the "Your Search Terms" area.



You can also click on the "Clear All" link to remove all of the search terms.



You are able to select multiple criteria in the supplier, theme, linename and tradename, as well as search within the section. Expand the section using the "+See More" link. In the sections where a scroll bar is necessary, there will also be a partial match search box available. Select the criterion you would like to use.

Some fields include checkboxes which enable you to select multiple options. Mark the boxes for the criteria you would like to use and then click on the Apply button. The selected options will be added to your searched criteria.

Quantity

Category ▲

AWARDS	48,331
BAGS	45,349
PENS	34,398
PHONE ACCESSORIES	32,022
KEY CHAINS	30,124
+ See More	

Price ▼

Supplier ▼

Preferred Rank ▲

<input type="checkbox"/> Platinum	18,070
<input type="checkbox"/> Gold	33,361
<input type="checkbox"/> Silver	19,849
<input type="checkbox"/> Bronze	316
<input type="checkbox"/> Standard	391

Linename ▼

Color ▼

Material ▼

Size ▼

Using the List View

In the List View, on each product listed, you will see a thumbnail image, supplier information, product name and number and the list and net prices for the minimum quantity or the quantity you searched.

There are several additional options that may be included on a listing:

- Checkmark: Product information has been confirmed as accurate by the supplier.
- Most Popular: The most clicked on products for specific suppliers.
- Design Icon: Indicates that this product is [virtual sample enabled](#), meaning that you can apply your logo or create a blank product.
- New: Items that have been added to ESP within the past six months.
- Arrows: Located below the item number, these arrows indicate Live Product Feed. Live Product Feed means that the product information comes directly from the supplier via real-time data feed.
- Video: If a product video has been provided by the supplier, a green video box will be displayed on the thumbnail image.

Clicking on the Product Name will display the product in the Detail view.

If you hover on a product, the Order and Save options will display.

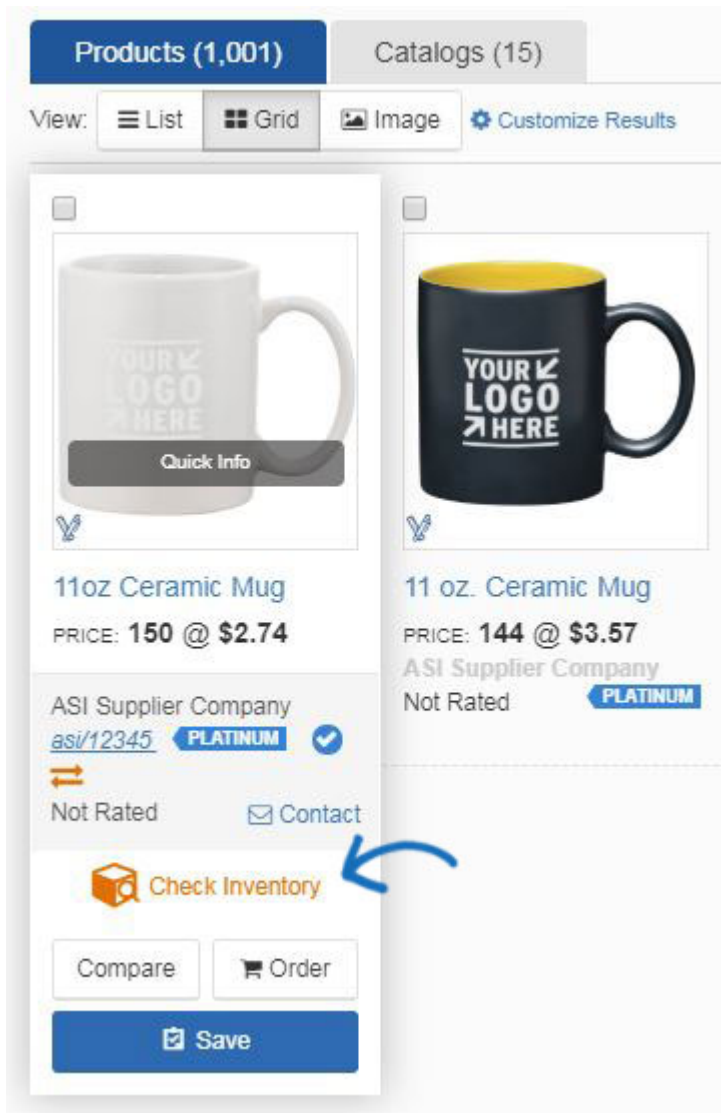
- **Order** will enable you to configure the product and begin the [order process](#).
- **Save** will add the product your [Clipboard](#).

The screenshot displays a product catalog interface. At the top, there are tabs for 'Products (1,001)' and 'Catalogs (15)'. To the right, there are links for 'Save this Search' and 'Print'. Below the tabs, there are view options: 'List', 'Grid', and 'Image', along with a 'Customize Results' link. A 'Sort By' dropdown menu is set to 'Default'. The main content area shows two product tiles in a grid view. Each tile includes a thumbnail image, a 'Quick Info' button, and a 'V' icon. The first product is a '11oz Ceramic Mug' (ABC-123) with a price of 150 @ \$2.74 (R) and a cost of 150 @ \$1.644, resulting in a profit of \$1.10. It is supplied by 'ASI Supplier Company' (asi/12345) and has a 'PLATINUM' badge. The second product is an '11 oz. Ceramic Mug' (DEF-456) with a price of 144 @ \$3.57 (R) and a cost of 144 @ \$2.142, resulting in a profit of \$1.43. It is also supplied by 'ASI Supplier Company' (asi/12345) and has a 'PLATINUM' badge. Both products have 'E-Comm Connected' and 'Options' listed. The 'Order' and 'Save' buttons are visible for each product.

Using the Grid View

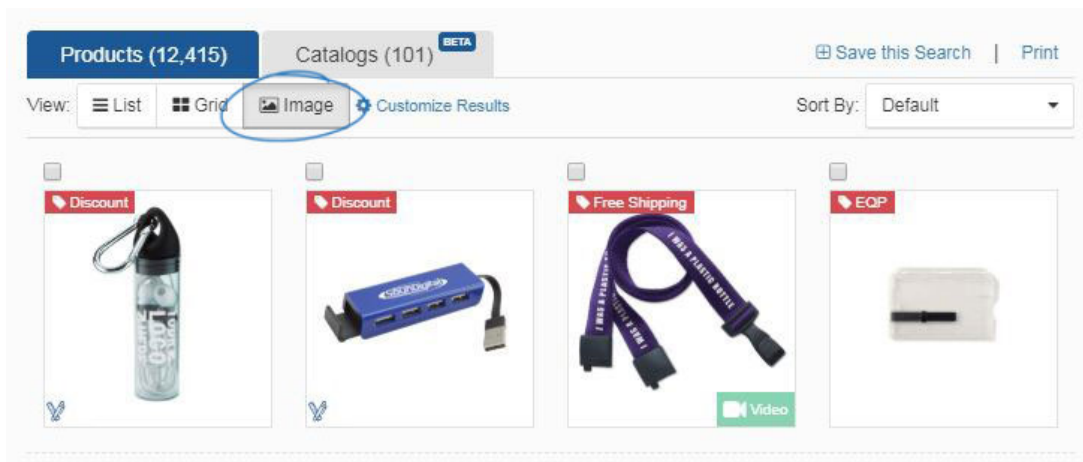
The Grid view displays each product as a tile with a thumbnail image, product name, supplier name and rating. Hovering on an image will display the net cost as well as the [Compare](#), [Order](#) and [Save](#) buttons.

Clicking on the thumbnail will open the inline quick view.



Using the Image View

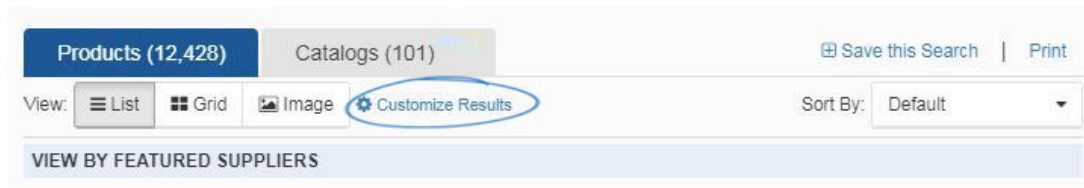
The Image view displays the thumbnail image for each product, as well as the supplier special, virtual sample enabled icon, and video flag if applicable.



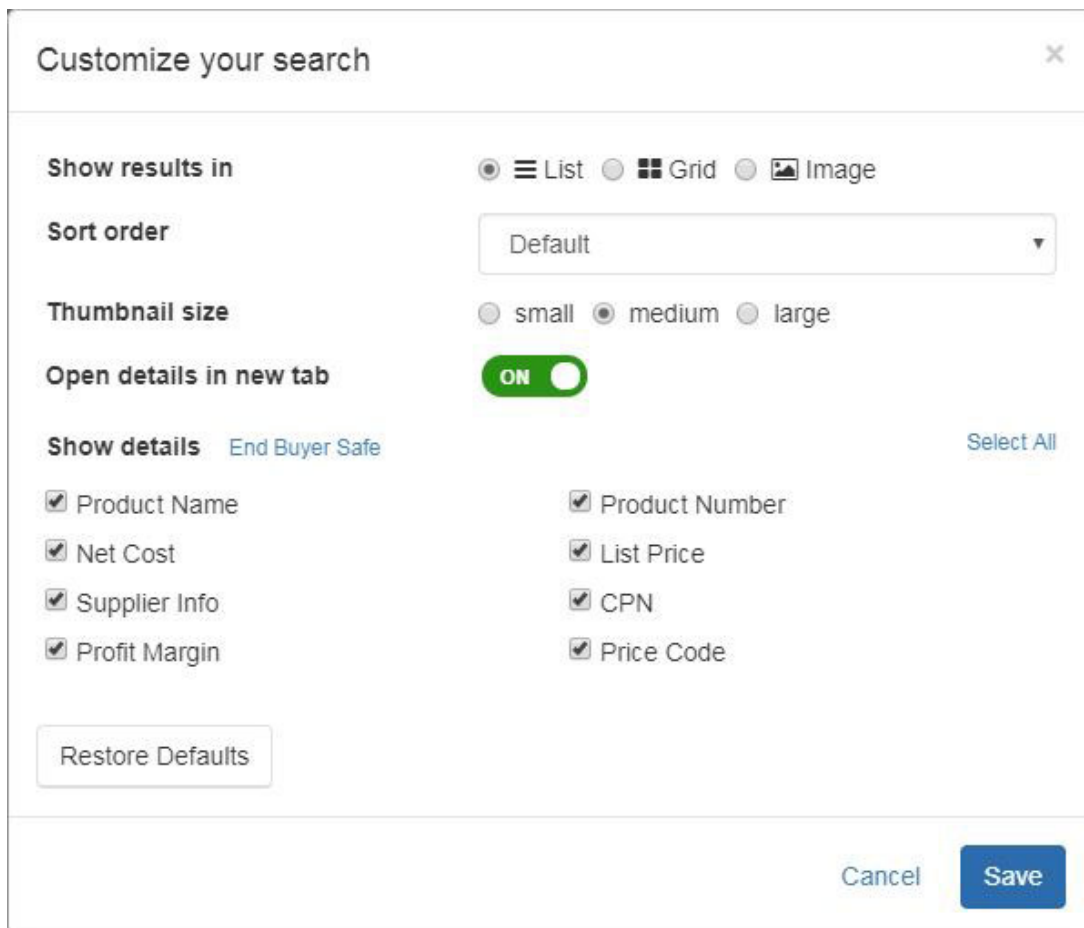
Hovering on an image will display the product name, list price, net cost, supplier name, ASI Number, rating, and contact link. Additionally, the [Compare](#), [Order](#) and [Save](#) buttons will be shown.

Customize How Product Results Display

Use the Customize Results link to make your selections.



The Customize your search window will open.



Choose which view to make the default for your searches: List, Grid, or Image. You can also use the Sort Order dropdown to select a default sort by.

The thumbnail size option is only available for the List view, but you are able to select small, medium, or large.

Use the slider to select whether you would like the Detail view to open in a new tab.

The Show details option enables you to select individual checkboxes for the information you would like to include on your search results. There are also three additional options:

- **End Buyer Safe:** This link will display only the product name, list price, and coded product number.
- **Select All:** This link will mark every checkbox so that all of the information for those fields is displayed.

- **Restore Defaults:** This button will return the selected details to the standard ESP selections.


When you are finished customizing your options, click on the Save button.

Using the Quick Views

Two additional features that are provided for you are the large image and inline quick views.

The large image quick view will display when you hover on the thumbnail image. It will display a larger thumbnail, supplier information, check inventory link (if applicable), and pricing information, as well as the [Compare](#), [Order](#) and [Save](#) buttons. Clicking on the Quick Info will open the inline quick view.

The inline quick view will display when you click on the thumbnail image. A summary of basic product and supplier information will be displayed, as well as the [Compare](#), [Order](#) and [Save](#) buttons. Use the Full Details button to open the [Detail View](#).



16 oz. Ceramic Mug

ABC-123 ✔ CPN-552551912

Bistro ceramic coffee mug, 16 oz.

Options
Colors: Blue, Orange, Pink, Purple, Red, White, Yellow
Sizes: 16 oz
Imprint Methods: Silkscreen, Pad Print, Decal, Unimprinted
Production Time: 7-8 business days, 12 business days
Materials: Ceramic

ASI Supplier Company Not Rated

[asi/12345](#) (800) 546-1350

[Contact](#)

[www.asicentral.com](#)

[Check Inventory](#)


Product Option: Production Time: 7-8 business days

Quantity	Price	Cost	Profit
36	\$4.46	\$2.676	\$1.784
72	\$4.10	\$2.46	\$1.64
144	\$3.52	\$2.112	\$1.408
288	\$3.39	\$2.034	\$1.356
576	\$3.28	\$1.968	\$1.312
1008	\$3.24	\$1.944	\$1.296

Compare
 Order
Save

[Full Details »](#)

You may also like



11 oz. Ecomo my Ceramic Mug - Coffee mugs, corporate gifts

Using the Detail View

The Detail View provides you with all the information about that product and supplier.

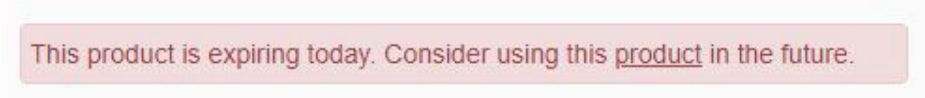
Clicking on the product name in the List or Grid view will open the Detail View in a new tab.

Product Information

At the top of the product detail page, the product name, product number, date the product was last updated is displayed, and coded product number will be displayed.

Why do I see a notification at the top of the page?

If a red product expiration warning appears at the top of the page, it means that this item will no longer be available after the amount of time displayed in the notification. In addition to alerting you that the product will expire, the notification (when provided by the supplier) will also contain a link to the most similar product available from the same supplier.



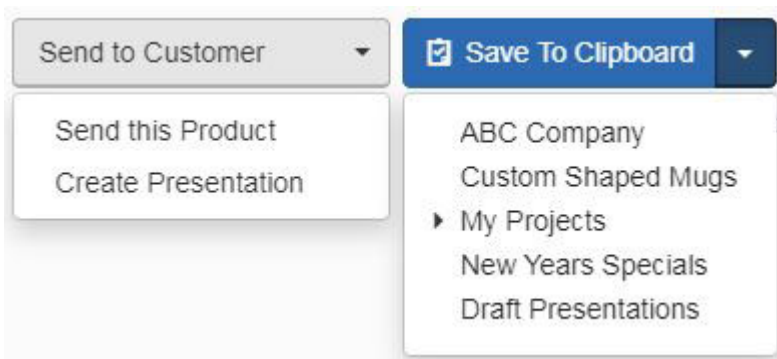
There are also two dropdown menus for sending and saving the product.



The Send to Customer dropdown enables you to:

- Send this Product: Email a client safe version of the product detail page.
- Create Presentation: Use [ESP Presentations](#) to design a presentation.

Clicking on the Save to Clipboard button will add the item to your clipboard. Clicking on the arrow next to this button will enable you to move the product into a project folder. The main difference between saving to the clipboard and saving to a project folder is that the clipboard will hold items up to 90 days, whereas projects will store items without term limits.



The product image is located at the top left of the details page. Hovering on the product image will display the options for image viewing:

- Show Catalog Image: Will display the default image provided by the supplier.
- Show Blank Image: View the image without any imprinting. This option will only be available if the supplier has provided an image of the product without artwork.

- Show Virtual Sample Image: View a virtual rendering of a client's logo on the product. This option will be available if the product is virtual sample enabled.

Also, if the supplier has provided a video for this product, click on the Video link. A pop-up window will open and begin playing the video.

Use the download icon to save the product image to your computer. You can also click on the Create a Virtual Sample button to apply a logo for enabled images.



If the product contains Prop 65 warnings, they will be displayed directly below the image, as well as in the Safety Warnings section.

To the right of the product image is the basic product details. The options displayed are based on the applicable product information. These fields included in this section are:

- Summary: A brief description of the product.
- Product number: The supplier provided item number.
- Confirmed checkmark: If the supplier has confirmed the product information, the checkmark icon will be displayed.
- Live data feed arrows: If the supplier can provide live data information for this


product.

- Coded product number: Coded product numbers are specialized codes which are unique to each company's ASI number.
- Production time: The standard time to produce the product.
- Price range: The price range depicts the pricing information for all quantities.
- Currency selector: If the supplier has provided pricing for the item in US (USD) and Canadian (CAD) dollars, you will be able to use the dropdown to select the currency you would like to view.
- Preferred status and pricing information: If the supplier has been designated a preferred supplier and your company has special pricing with that supplier, it will be displayed in this section.
- Rush service: If the supplier provides rush service, the indicator will be displayed.

Supplier Information

The basic supplier information, including contact information, is also in this section. Click on the Contact Supplier link to email the supplier or click on the supplier's website to open their site in a new tab. Use the Request dropdown to request a quote, sample, or catalog.

Rush Service Available
Ceramic Mug

Price: \$2.39 - \$2.79  ▾

Preferred Price: EQP applied to Net Cost **GOLD** Discount Applied





Colors
[Blue](#), [Green](#)

Sizes
4.5 " x 3.25 " x .01 "


Imprint Methods
1 Color 1 Location, UNIMPRINTED

Production Time
1-2 business days, 3-5 business days

FOB/Shipping Point
Trevose, PA 19053

ASI Supplier Company
Perfect Line
[asi/12345](#) **GOLD**
Not Rated
E-Comm Connected
 (555) 555-5555
 Website
 Email
View Catalog:
 2018 Catalog

Request ▾

[Create E-Comm Order](#)  [Check Inventory](#)

[Estimate Shipping](#) | [Compare](#)

If the supplier has provided images for specific attributes, such as color, each option with a

linked image will be displayed when that option is selected. For example, you are interested in a shirt that has a wide variety color choices. By clicking on a color, the product image will display the corresponding image provided by the supplier.

Rush Service Available
50/50% Cotton/Poly T-Shirt

Price: QUR

Colors
Ash, Athletic Heather, Athletic Maroon, Brown, Candy Pink, Cardinal, Charcoal, Dark Green, Desert Sand, Gold, Light Blue, Lime, Navy, Orange, Pale Pink, Purple, Red, Safety Green, Safety Orange, Sangria, Sapphire, White, Yellow, AQUATIC BLUE, KELLY GREEN, JET BLACK, ROYAL BLUE
[See Less ▲](#)

Sizes
XS, S, M, L, XL

Imprint Methods
Silk-Screen

Materials
Blend: Cotton/Poly (50/50)

Product Options

Below the basic and supplier information is the available options:

- *Order/E-Comm Order*: Place an order for this product.
- *Check Inventory (when applicable)*: Get information about available inventory for the product.
- *Estimate Shipping*: Enables you to use the [Shipping Estimator](#).
- *Compare*: Add the product to the Compare area to view its details alongside other items.

Additional Criteria Toolbar

The additional criteria toolbar contains buttons which link to additional criteria for the item. Click on a button to jump to that specific section of the additional product details. You are also able to scroll down to view all information.

esp

Pricing | Imprint | Product Information | Production and Shipping | Safety Warnings | Supplier Information

Pricing [Report a Product Discrepancy](#)

Quantity	144								
Catalog Price	\$3.09								
Net Cost	\$1.854								
Profit	\$1.236								

Price Includes: 1 color only, 1 or 2 sides. CURRENTLY ON SPECIAL & DOES NOT QUALIFY FOR EQP.

(R) Price subject to change without notice, please verify with Supplier.

Some products contain multiple price grids because the price of the item is dependent on a specific feature. For example, a T-Shirt available in XS-4XL might have one price for the XS-XL size and another for 2XL to 4XL.