



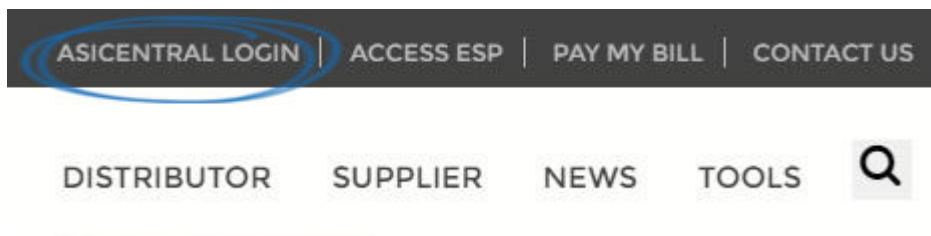
Advertising
Specialty
Institute®

Portal > Knowledgebase > My ASI > Manage Services > Resetting Your Password on ASI Central

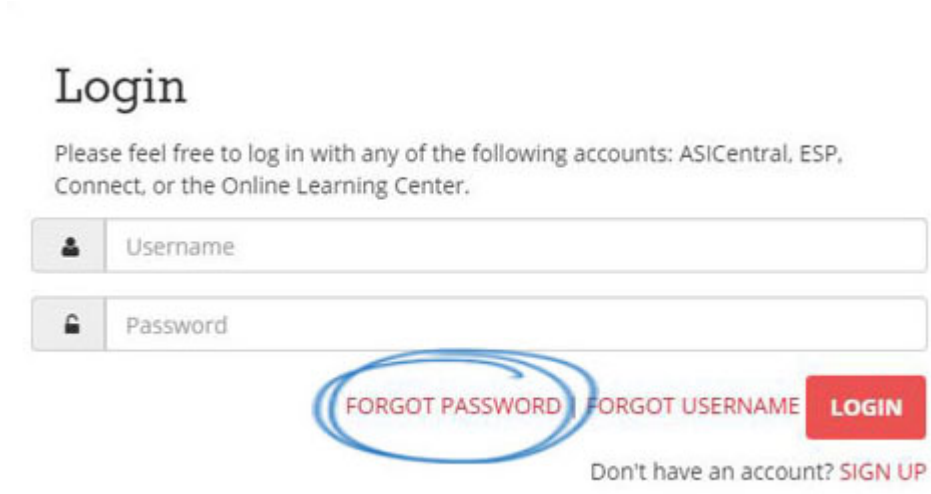
Resetting Your Password on ASI Central

Tamika C - 2019-01-11 - in Manage Services

From the ASI Central homepage, click on the ASICentral Login link.



Then, click on the Forgot Password link in the Login area.



Enter your email and click on Submit. An email containing a link to which reads "Click here to reset your password" will be sent.


After clicking on that link, enter your username and then a new password twice; once in the New Password box and again in the Confirm New Password box. Then, click on the Change Password button.

Note: The Password must contain 8-25 characters, including one letter and one number.

Reset Password

Please note that changing your password will affect all of your ASI accounts, including ASICentral, ESP, Connect and the Online Learning Center.

[CANCEL](#) [CHANGE PASSWORD](#)



Resetting your ASI Central password will also reset your password for ESP Web and ASI Education. Your ESP Online and ASI Online Account Manager passwords will not be affected.