



Helpful Hints for using ESP Web

Tamika C - 2022-10-26 - Getting Started

ESP Web is the industry's largest and most accurate promotional products sourcing and marketing tool.

Here are ten handy features and functions in ESP:

#1: Estimate Freight and Shipping

[ESP's Shipping & Freight Estimator](#) saves time and protects profit margins by providing estimated shipping costs from various carriers (UPS, USPS, FedEx) and with multiple delivery options.

Just look for the truck icon on the product detail page.



Shipping fees can be estimated using either product weight or package weight and calculations can be made in pounds, kilos, ounces or grams.

The screenshot shows the 'Shipping Estimator' tool. It includes a disclaimer, 'Shipping Information' section with fields for 'Estimate Shipping by' (Package), 'Total Products' (100), 'Products per Package' (48), and 'Weight per Package' (10.00 pounds). It also shows 'Ship From' (United States, PA, 19053-6658) and 'Ship To' (United States, NJ, 07066) information. A 'Get Estimates' button is highlighted with a blue arrow. The 'Shipping Estimate' section shows a table of services and prices.

Service	Price
USPS Library	\$19.92
USPS Media Mail	\$20.85
FedEx Ground	\$33.15
USPS Priority (1/2/3)-Day	\$36.45
UPS Ground	\$39
FedEx Express Saver	\$55.08
UPS 3 Day Select	\$55.86
FedEx 2 Day	\$67.08
UPS 2nd Day Air	\$68.01
FedEx 2 Day AM	\$77.28
UPS 2 Day Air AM (commercial destinations only)	\$78.18

ESP will estimate shipping charges based off the carriers' currently available information

and auto-populate most of the fields for you based on information that is already in our systems.

#2: Use a Specialized Product Code to Hide the Supplier's Product Number

Safely send product suggestions to your clients without the risk of them price shopping using the supplier's product number or buying from the supplier directly using [coded product numbers](#). With your ESP license, you are automatically provided with new codes that are unique to your company only, for every product in the database.


These codes will be consistent for all ESP users within your company and will appear on any product presentations you create using the program.

Port & Company Core Cotton T-Shirt

Product #: PC54  Last updated by Supplier: September 10, 2021

CPN-559722625

Send to Customer

 Save To Clipboard

 Print

#3: Show Your Customer's Logo on Products

In ESP Web, you have the option to [use virtual samples](#) to provide a digital rendering of their logo on enabled items.



#4: Compare Multiple Products

Weigh the pros and cons of various products instantly using [Product Compare](#) in ESP. With Product Compare, you can lay out the features of each product side-by-side to visually compare each one.

Product Compare Print Download Preferences

(0) | [Create Presentation](#) | [Send](#) | [Copy To](#) | [Delete](#)

0 Fields marked



▼ Main Information

Product Number

Quantity

List Price

Net Cost

	
12 Oz. Cafe Mug	Two-Tone Square M...
ABC-123	DEF-456
asi/12345	asi/13579
Order	Order
Remove	Remove
ABC-123	DEF-456
144 <input type="text"/>	72 <input type="text"/>
\$4.01	\$4.87
\$2.406	\$2.922

If you're interested in only comparing certain features of the products, check the boxes for those fields and hit the Show only marked fields link to simplify your comparison.

For more information, please review the [Compare Products section of the Manage Product Results article](#).

#5: Review Supplier Ratings and Share Your Experience

[Rating a supplier in ESP Web](#) is a great way to share your positive or negative experiences with other ESP users. Start by finding the supplier listing using the Supplier Search option in the search bar. You can search by their ASI number or company name.

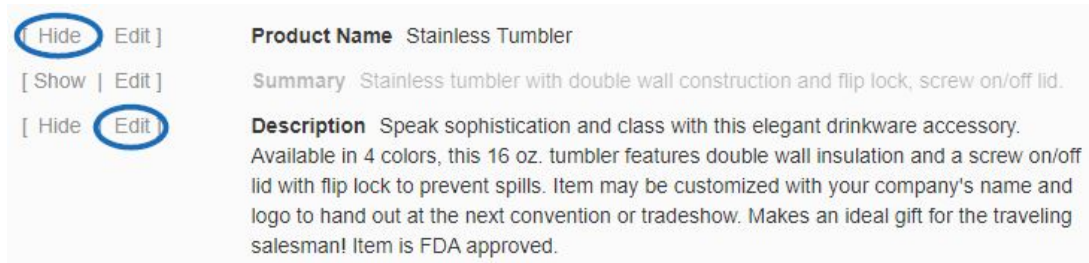
Once you have found the listing for the supplier you want to rate, click the Rate This Supplier link at the bottom of their company listing.

This will take you to the Supplier Ratings Submissions window, where you can identify specific aspects of your experience working with this supplier. You have the ability to rate each aspect on a spectrum from Very Poor to Excellent.

There is also a box for Additional Comments where you can add more details about your experience.

#6: Create Customized Presentation Templates

You can customize not only the look and feel of your presentation, but also determine which fields are included by [creating and saving a custom template](#) in ESP Presentations! After creating a new presentation, configure it to contain only the fields you would like to show, as well as set the color scheme. Then, click on the Save As Template button. The template will then be available for all future presentations.



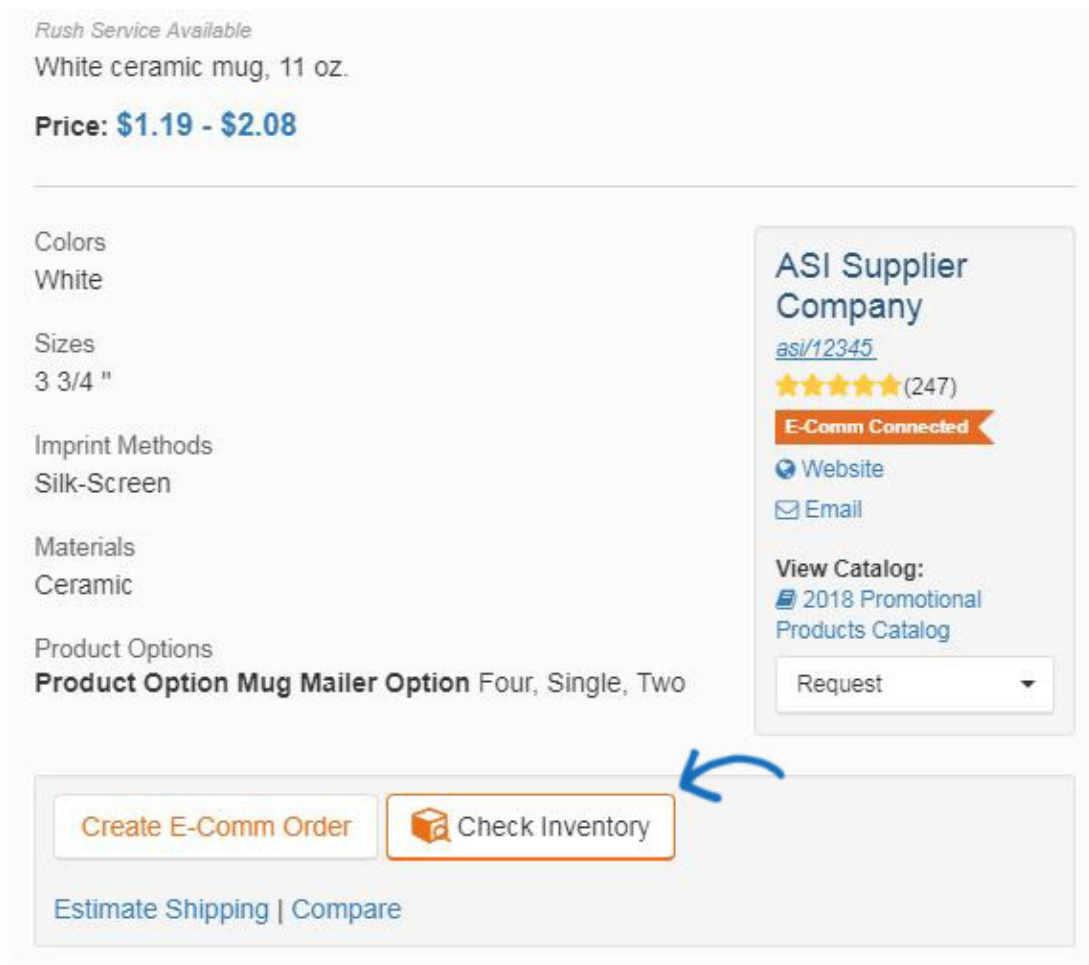
[Hide] [Edit] **Product Name** Stainless Tumbler

[Show] [Edit] **Summary** Stainless tumbler with double wall construction and flip lock, screw on/off lid.

[Hide] [Edit] **Description** Speak sophistication and class with this elegant drinkware accessory. Available in 4 colors, this 16 oz. tumbler features double wall insulation and a screw on/off lid with flip lock to prevent spills. Item may be customized with your company's name and logo to hand out at the next convention or tradeshow. Makes an ideal gift for the traveling salesman! Item is FDA approved.

#7: View Live Inventory Information

The [live inventory](#) feature provides distributors with the most accurate and up-to-date information provided directly by the supplier, all right within ESP. This handy feature saves time by providing inventory information with just one click!



Rush Service Available
White ceramic mug, 11 oz.

Price: \$1.19 - \$2.08

Colors
White

Sizes
3 3/4 "

Imprint Methods
Silk-Screen

Materials
Ceramic

Product Options
Product Option Mug Mailer Option Four, Single, Two

ASI Supplier Company
[asi/12345](#)
★★★★★ (247)
E-Comm Connected
Website
Email
View Catalog:
[2018 Promotional Products Catalog](#)
Request

Create E-Comm Order **Check Inventory**

[Estimate Shipping](#) | [Compare](#)

#8: Customize Results Viewing

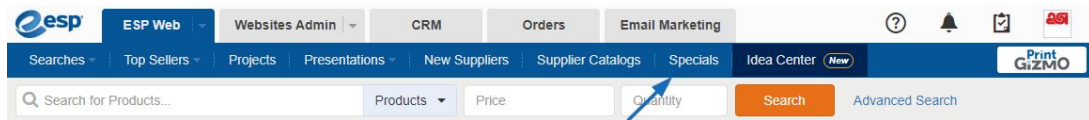
In addition to the standard product results views in ESP, you have the ability to customize how search results are displayed. On any results page, click on the [Customize Results](#) link.

You will then be able to set defaults for your search results.



#9: Check Out Supplier Specials

Looking for free shipping or EQP? ESP makes it easier than ever with the [Supplier Specials](#) feature! Suppliers are able to create and assign products to specials which will display in this section of ESP Web. In addition, distributors can search products which are on Special.

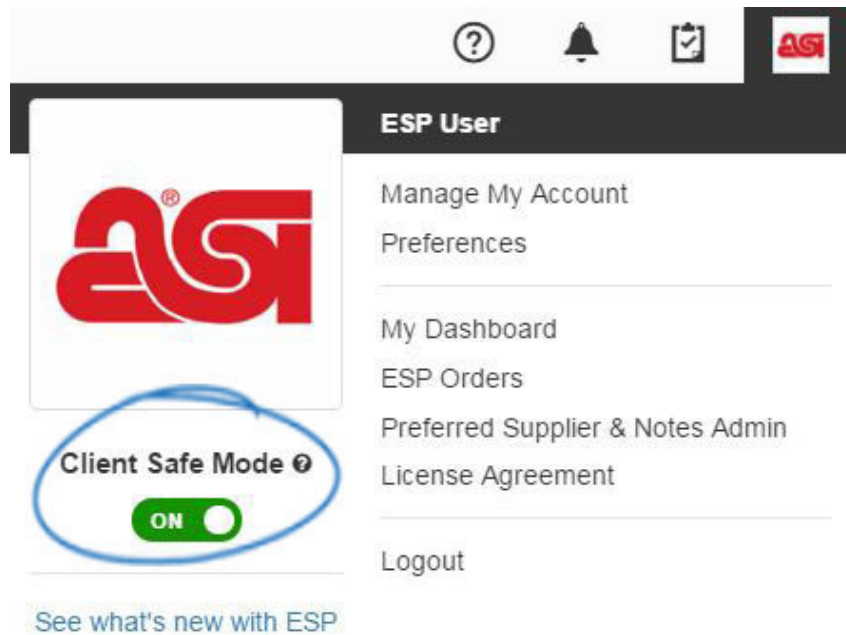


#10: Quickly Hide Supplier and Net Cost Information

After doing a search in ESP Web, there are three ways you can hide supplier and net cost information:

1. Client Safe Mode:

To hide net cost and supplier information, click on the avatar and use the slider to turn Client Safe Mode on.



2. Customize Search Results:

If you are on a results page, you can select which information is displayed by clicking on the customize results link.



Then uncheck the Net Cost box or click on the End Buyer Safe link.
Lastly, click on the Save button.

Customize your search

Show results in: List Grid Image

Sort order: Default

Thumbnail size: small medium large

Open details in new tab: **ON**

Show details: [End Buyer Safe](#) [Select All](#)

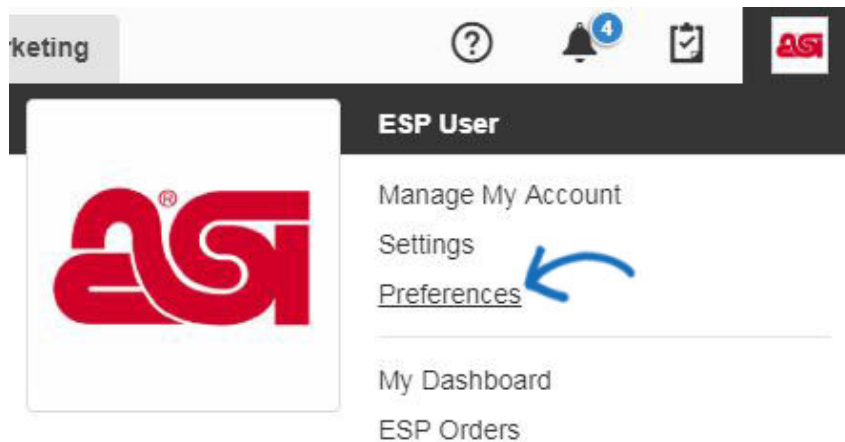
Product Name Product Number
 Net Cost List Price
 Supplier Info CPN
 Profit Margin Price Code

Restore Defaults

Cancel Save

3. Via Preferences:

To hide any net cost information, click on the avatar and then select Preferences.



In the View tab, uncheck the Show Net Cost button. Then, click on Save.

Preferences



View

Send Product Detail

Virtual Samples

Product Compare

Show Net Cost

The Show Net Cost checkbox controls the display of Net Cost and Profit in this application. When the checkbox is marked, Net Cost and Profit will display; when the check mark is removed, Net Cost and Profit will be hidden.

Show Price Code

The Show Price Codes checkbox controls the display of the Price (discount) Codes displayed on each product. When the checkbox is marked, the Price Codes will display; when the checkbox is unchecked, the Price Codes will be hidden.

Show Supplier Information

The Show Supplier Information checkbox controls the display of Supplier Company and Contact information in this application. When the checkbox is marked, Supplier information will display; when the check mark is removed, Supplier information will be hidden and Supplier Search will be inaccessible.

Open Details in New Tab

Choose the default Market

View Products, Suppliers and Decorators by which country they ship to

- All Products, Suppliers and Decorators
- USA
- Canada

Save

Check out the [ESP Quick Tips](#) section of the ASI Knowledge Base for more helpful info!