



## What's New in ESP

2020-07-24 - Jennifer M - What's New in ESP

### ESP Web Updates

- [Comment Capabilities on ESP Presentations](#)
- [Notification Options for ESP Presentations](#)
- [Ability to Upload Custom Presentation Backgrounds](#)
- [Virtual Sample Visibility Options](#)
- [Canadian Friendly Checkbox in Advanced Search](#)

### ESP CRM & Orders Updates

- [Save and Apply Decoration Configurations](#)
- [New Tabs in the Design Section of CRM](#)

### ESP Websites Updates

- [Show All Products Regardless of Country](#)
- [New Template](#)

---

### Comment Capabilities on ESP Presentations

Distributors now have the option to enter comments for each product within an ESP Presentation.

Show Current Price | Update to Current Price

Comments  Notes

Comment \*

---

Additionally, comments can be enabled for customers to enter remarks as well!

Jennifer Doe  
jdoe@asi.com  
800-546-1350



**Product Name** 11 oz. Economy Ceramic Mug - Coffee mugs, corporate gifts

**Summary** Basic coffee mug with C-handle, 11 oz.

**Material** Ceramic

**CPN** 552551915

**Color** Black, Blue, Green, Almond, Brown, Cobalt Blue, Gray, Lavender, Lime, Maroon, Ocean, Pink, Purple, Yellow

**Size** 11 oz

**Imprint Method** Silkscreen, Pad Print, Decal, Unimprinted. Set-up Charge: Full Color Setup Charge - \$50.00, Set-up Charge: Setup Charge - \$40.00, Run Charge: Additional Location - \$0.55


7-8 Business days Production						
Quantity	36	72	144	288	576	1008
Price	\$3.23	\$2.81	\$2.22	\$2.17	\$2.11	\$2.06



**Price Includes** One Color, One Location Imprint



Comments


Within the ESP Presentations area, there a section of the toolbar for comments where distributors can review comments within a presentation and add more if necessary.

ESP Presentation  1 Products in this Presentation


Add Products  Edit Products Price Calculator Design  Settings **Comments**

**Comments**  Allow end-buyer comments

**11 oz. Economy Ceramic Mug - Coffee mugs, corporate gifts**

**ESP User** 37 minutes ago 

Type comment text here.

**Customer** 7 minutes ago 

Customers can enter a reply here.

**Comment \***

**Post**

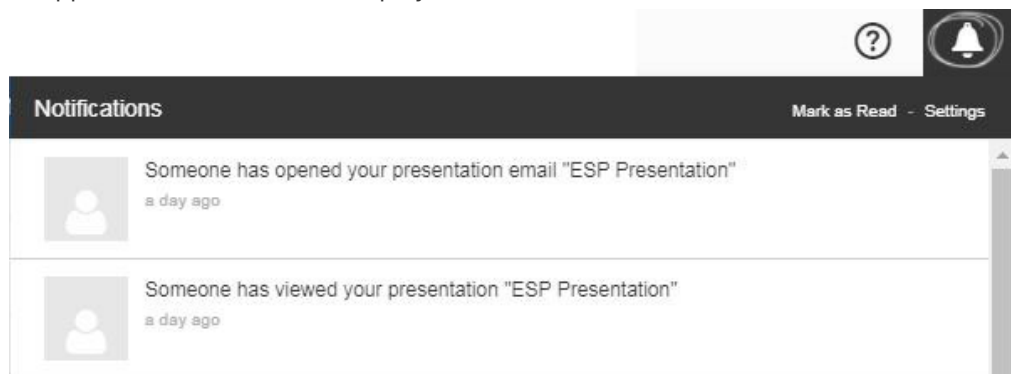
[Return to Top](#)

---

## Notification Options for ESP Presentations

Distributors are able to set the notification levels for when someone opens a presentation email and/or when someone views an HTML presentation. Click on the Avatar (user icon) and select Settings. Then, click on the Notifications option on the left. In the Notifications area, distributors can click on the Details to open all available options within the section. For the "Someone takes an action on a presentation" section, there are two notification types:

- Email: An email will be sent to the email address in the distributor's ESP profile.
- In-App: A notification will be displayed within the bell icon.



[Return to Top](#)

---

## Ability to Upload Custom Presentation Backgrounds

Distributors are able to upload their own backgrounds for presentations in a portrait (1600 pixels by 1200 pixels) or landscape (1200 pixels by 1600 pixels) orientation. Uploaded files must meet the exact pixel dimensions. Multiple background images can be applied to a single theme and assigned to specific pages within the presentation, however, all files within the same theme must be the same orientation.

## Create Theme



Name \*

Custom Theme

Font

Helvetica

Text Color




### Manage Images

Please upload and assign an image to a page layout.



Remove Image

- Cover Page
- Introduction Page
- Product Page
- Contact Page
- Closing Page



Landscape (1600px By 1200px)

Visible to

- Everyone
- Only the Record Creator
- Teams or Individuals

Cancel

Save

[Return to Top](#)

## Virtual Sample Visibility Options

When creating and saving virtual samples in the Design Studio, users have the ability to select the visibility level for the virtual sample:

- Everyone: All users within your organization can view this virtual sample.
- Only the Record Creator: Only you will be able to view and edit this virtual sample.
- Teams or Individuals: You select the team of users or individual users that will be able to view the virtual sample.

SAVE ✕

**Name \***

  
**Customer** ✕ ▾

**Tags**

 ▾

**Visible to**

- Everyone
- Only the Record Creator
- Teams or Individuals

Apply to all Virtual Sample Images

Some decoration options may not be available on this product. Please confirm decoration availability with the decorator.

[Return to Top](#)

### With Canadian Pricing Checkbox in Advanced Search

In the Advanced Search, there is a checkbox available to include products with Canadian Pricing in search results, even when using USA as the Market.

- Personalization
- Sold Unimprinted
- With US Pricing (USD)
- With Canadian Pricing (CAD)
- Prop 65 Warnings
- No Hazardous Materials
- No Choking Hazards

[Return to Top](#)

---

### Save and Apply Decoration Configurations

When using [decoration configurations](#) during order creation, you are able to save specifications for future use. For example, if you consistently work with T-Shirt orders that require printing on the left chest and back, you can configure the decoration options once, save them, and apply them at a later date.

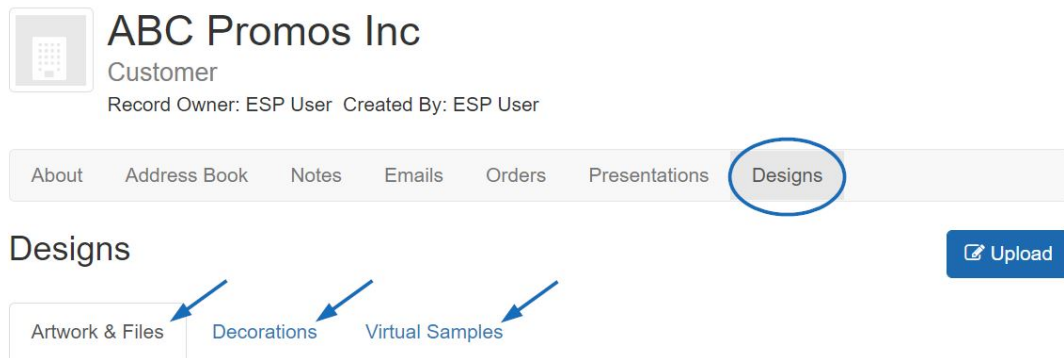
During the order creation process, you can use the decoration section to establish imprint guidelines such as the imprint method and imprint color, as well as upload images.

[Return to Top](#)

---

### New Tabs in the Design Section of CRM

In the Company's CRM record, the [Designs section](#) now enables distributors can now manage all uploaded artwork and files, decoration configurations, and previously created virtual samples.



This information is stored within three tabs:

- **Artwork & Files:** All previously uploaded files for the customer will be saved in this tab. These files can be selected for use during order creation.
- **Decorations:** Saved decoration configurations will be available in this tab. Any configuration can be applied to during the order creation or configuration process.
- **Virtual Samples:** Any virtual samples that the user created or have been made available by other users within the company will be displayed in this tab.

[Return to Top](#)

---

### Show All Products Regardless of Country

In the ESP Websites Admin, distributors will have the option to display products on their site that can be shipped to the USA, Canada, or All Markets. This option is located within the Website Settings - Display Options area.

# ABC Promotional

<https://abcpromotions.espwebsite.com> (OBHM)

For more information on how to manage your advertising, [click here..](#)

## Market

Countries the products can be shipped to

USA  Canada  All Markets

[Return to Top](#)

---

### **New Template Available for ESP Websites**

In the ESP Websites Admin, a new template is now available.

[Return to Top](#)

---