

## Manage Product Search Results

Jennifer M - 2019-09-13 - Searching

There are many ways you can manage your search results in ESP Web.


### How to Mark Products

Marking products means you are selecting them so that they can be held on the Clipboard, added to a presentation, saved in a project or sent directly to customers.

#### • From the List View:

View: ☒ List ☐ Grid ☐ Image [Customize Results](#) Sort By: Recently Updated ▾

☒ (2) | Create Presentation | Send | Copy To ▾ | Compare

☒



**Big Sur 15oz Ceramic Speckled Campfire Mug**  
TM23406

Options

- Gold, Red, White
- 3.5 " x 3.82 " x 5 "
- 5 business days

[+ More](#)

PRICE: 36 @ \$6.88

☒


**Fairbank 12oz Cork Base Ceramic Mug**  
TM23407

Options

- Black, Blue, Gray, White
- 3.46 " x 4.92 " x 4.33 "
- 5 business days


[+ More](#)


PRICE: 36 @ \$9.48


#### • From the Grid View:


View: ☐ List ☒ Grid ☐ Image [Customize Results](#) Sort By: Recently Updated ▾

☒ (2) | Create Presentation | Send | Copy To ▾ | Compare

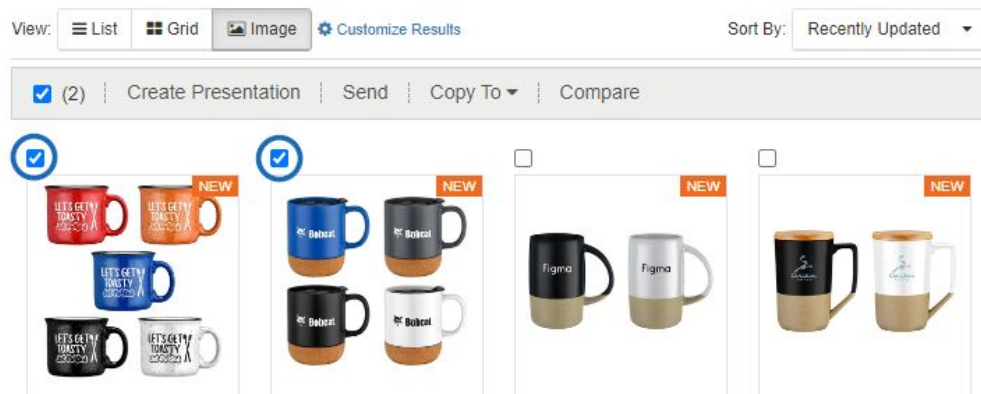
☒


☒


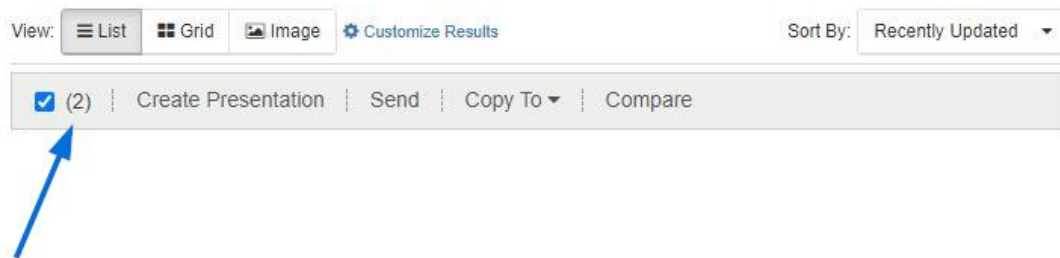
☐


☐


#### • From the Image View:



After marking products, the Marked Products Toolbar will appear



## Options for Marked Products

After marking a product, a toolbar will appear which will enable you to manage the product. The available options are:

- *Create Presentation*: Create a new presentation using the marked product(s).
- *Send*: Send the selected product(s) via email with a PDF attachment. This option also enables you to download or print a PDF containing the marked items.
- *Copy To*: Move the marked item(s) onto the Clipboard or into a Project folder.
- *Compare*: Add the marked product(s) to the Product Compare ribbon.

Products (1,963)

View:


List

Grid

Image

Customize Results

---



Mug


CPN-5575283

Options

- Black, Blue, White
- 19 oz
- Decal, Laser Engraved,...

[+ More](#)

---



Perka 17oz. Mug


✓ | CPN-7164531

Options

- Black, Blue, Brown, Green, Lim...
- 17 oz
- Full Color Transfer, Printed,...

[+ More](#)

---



15 oz. Soup Mug

CPN-5489859 ⇄

Options

- Black, Cobalt Blue, White
- 3 1/4 "
- Silk-Screen

[+ More](#)

---

**Note:** Marked products will carry through to all of the views. This means you can mark an item, view more information about it, and then return to the results without having to remark items.

## Use the Clipboard

### What is the Clipboard?

The Clipboard is a handy feature which enables you to hold up to 250 items. From the clipboard, you can compare products, send them to a customer, copy them to project folder, create a presentation, or even start an order! Items saved the Clipboard will be held for up to 90 days.

### Add Individual Products to the Clipboard

To add products to the Clipboard from any product view in ESP Web:

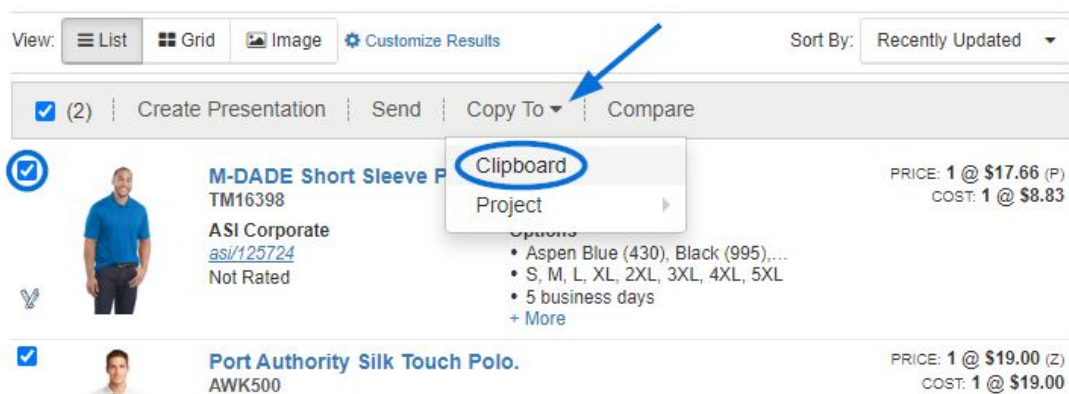
- **From the List view:** Hover on a product listing and then click on the Save button.
- **From the Grid view:** Hover on a product listing and then click on the Save button.
- **From the Detail page:** Click on the Save to Clipboard button.
- **From the Quick views:** Click on the Save button.

In the example below, the product is being added to the Clipboard from the List view.



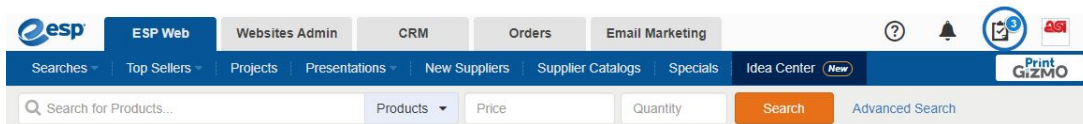
## Adding Multiple Items to the Clipboard

You can also place multiple items from the same search on the Clipboard by marking the items, click on the Copy To from the Marked Items toolbar and selecting Clipboard.



## Features and Functions of the Clipboard

Click on the Clipboard icon to open your saved items.



Products are displayed with a checkbox, product image, product name, price and supplier name. You can mark one item, check specific products, or check the top checkbox to select all.

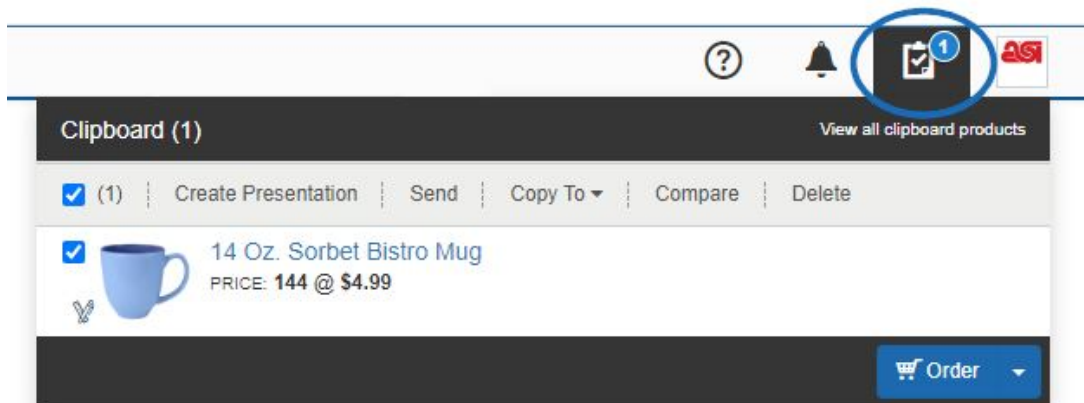
Once you have products selected, other actions will become available.



The actions you can take on the clipboard toolbar are:

- Create Presentation: Use the selected products to create a new ESP presentation.
- Send To Customer: Send the Detail page to a customer via email.

- Copy To: Save a copy of the selected products to a project folder.
- Compare: Add the product(s) to the Product Compare.
- Delete: Remove the product(s) from the Clipboard.

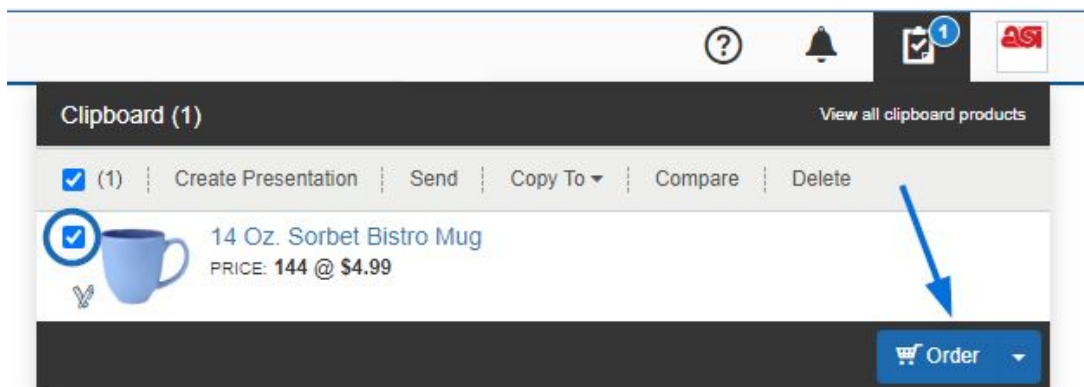


The Order button will be displayed at the bottom.

### Order the Product(s) from the Clipboard

To create an order for a product that has been saved to the Clipboard, click on the Clipboard icon and then click on the Create Order button.

**Note:** Use the arrow to access the Create Quote button.



You will then be prompted to [configure the product for order](#).


### Compare Products

Locate the item(s) you would like to compare. Mark the product(s) and then click on the Compare button from the Marked Items toolbar.

Products (4,885) Catalogs (87) BETA [Save this Search](#) | [Print](#)

View: [List](#) [Grid](#) [Image](#) [Customize Results](#) Sort By: [Default](#)

---




**11 oz. White Ceramic Mug**  
[CPN-5490088](#) [↔](#)

Options  
 • White  
 • 3 3/4"  
 • Silk-Screen  
[+ More](#)

PRICE: 144 @ \$2.08 (R)  
 COST: 144 @ \$1.248

---




**11 oz. White Ceramic Mug**  
[CPN-552404998](#)

Options  
 • White  
 • 3 3/4"  
 • Silk-Screen  
[+ More](#)

PRICE: 144 @ \$2.288 (R)  
 COST: 144 @ \$1.373

---



**NEW 14 oz. Coffee Mug - Doctor/Nurse**  
[CPN-552616177](#)

Options  
 • Teal, White  
 • 14 oz  
 • Pad Print, Unimprinted  
[+ More](#)

PRICE: 72 @ \$8.558 (R)  
 COST: 72 @ \$5.135

---



The item will be added to the Product Compare which will open below the search toolbar.

**esp** [ESP Web](#) [Websites Admin](#) [CRM](#) [Orders](#)

[Searches](#) [Top Sellers](#) [Projects](#) [Presentations](#) [New Suppliers](#) [Supplier Catalog](#)

[Products](#)



---

**Product Compare** [×](#)  [×](#)  [Clear All](#) [Compare \(2\)](#)

After adding all the products you would like to compare, click on the Compare button.


You can remove a product from the Product Compare bar by clicking on the X to the left of the item. You can also clear the Product Compare by clicking on the Clear All link.

 Print
  Download
  Preferences

<div> <input checked="" type="checkbox"/> 0 Fields marked         </div> <div> <b>▼ Main Information</b> </div> <div> <input type="checkbox"/> Product Number         </div> <div> <input type="checkbox"/> Quantity <input type="text" value="Order quantity"/> </div> <div> <input type="checkbox"/> List Price         </div> <div> <input type="checkbox"/> Net Cost         </div>	<div>  </div> <div> <b>12 Oz. Cafe Mug</b>            ABC-123  <a href="#">asi/12345</a>  <input type="button" value="Order"/>  <input type="button" value="Remove"/> </div> <div>           ABC-123         </div> <div>           144 <input type="button" value="⚙️"/> </div> <div>           \$4.01         </div> <div>           \$2.406         </div>	<div>  </div> <div> <b>Two-Tone Square M...</b>            DEF-456  <a href="#">asi/13579</a>  <input type="button" value="Order"/>  <input type="button" value="Remove"/> </div> <div>           DEF-456         </div> <div>           72 <input type="button" value="⚙️"/> </div> <div>           \$4.87         </div> <div>           \$2.922         </div>
---	--	--

You are also able to click on the wand icon in the bottom left corner of the product image to create a virtual sample. Additional items can be added from the clipboard. You can remove products by clicking on the Remove button. You can remove more than one item at a time by marking products and then using the Remove button. Mark products from within the Product Compare and then use the Add button to add the selected item(s) to the Clipboard, an existing presentation, a project folder, or create a new presentation.


## Product Compare


 (0) | [Create Presentation](#) | [Send](#) | [Copy To ▼](#) | [Delete](#)

☒ 0 Fields marked

▼ Main Information

☐ Product Number

  
**11 oz. White Cerami...**  
ABC-123  
[asi/12345](#)  
[Order](#)  
[Remove](#)  
ABC-123

  
**11 oz. White Cerami...**  
DEF-456  
[asi/13579](#)  
[Order](#)  
[Remove](#)  
DEF-456

You can type a quantity in this box that will show the accurate prices in the list price and net cost rows. If the item is not available in the quantity you entered, that criteria will be grayed out in the Product Compare.

### Save the Search

After you do a search in ESP, save your search by clicking on the Save link above the Search Within box.

**29 results**  
from 2 Suppliers

[Go](#)

You've selected

[Clear All](#) [Save](#)

Preferred Rank

Platinum [Remove](#) ✕

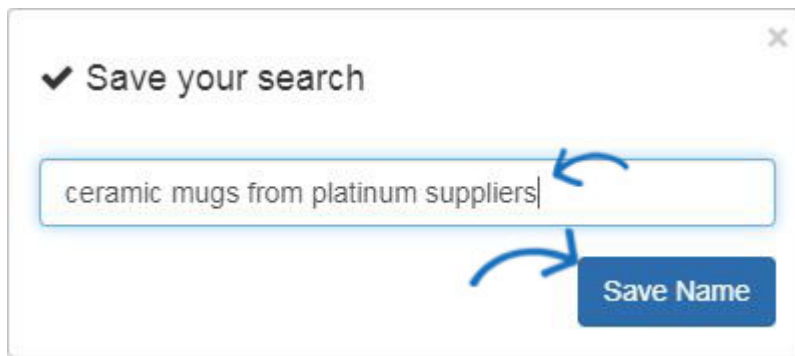
Category

MUGS & STEINS > [Remove](#) ✕

Mugs & Steins-Ceramic [Remove](#) ✕

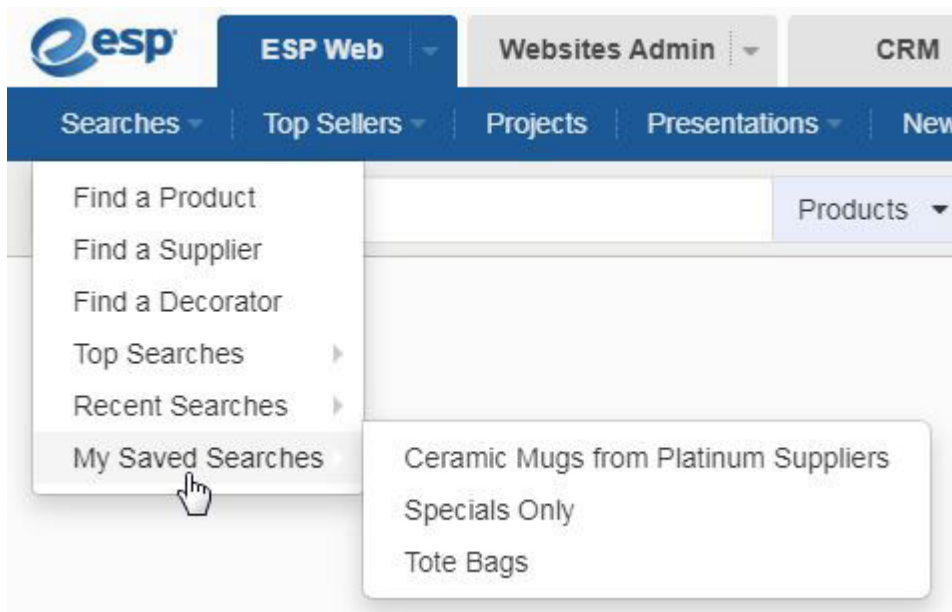
Type in a name for your search in the pop-up window and click on Save.





Saved searches are stored in the Searches section of the ESP Web toolbar under My Saved Searches.

To access Saved Searches, click on the Searches dropdown and then click on My Saved Searches. Clicking on an individual saved search will display the product results.



All saved searches will be available in the My Saved Searches listing until they are deleted. Hovering on a listing will display the Edit and Delete options. Edit enables you to rename the saved search and delete will remove it.

Saved Searches (3)		Recent Searches (3)	
Search		Date Saved ▲	
Specials Only		09/13/2019	
Tote Bags		09/13/2019	Edit   X Delete
Ceramic Mugs from Platinum Suppliers		09/13/2019	

## Order the Product(s)

After locating the item, hover on the listing and click on the Order button.

[Save this Search](#) | [Print](#)

View: 

List


Grid

Image



Customize Results

Sort By: Recently Updated

Quick Info



11 Oz. Dye Blast Full Color Mug


7199  


Options


- White With Black, White With...
- 4,0000 "
- 5 business days

[+ More](#)

PRICE: 144 @ \$6.45



 Order

 Save

You will then be prompted to [configure the product for order](#).